

Alphabet Go Fish

Note to the teacher:

Duplicate one set of the Alphabet Go Fish Game cards on card stock and laminate for durability. Be sure to play this game with your kindergarteners in small groups (2 or 3) before allowing them to play independently.


The purpose of this game is practice identifying letters of the alphabet and anchor picture that goes with it and to make pairs following the traditional Go Fish rules. Give each child 6 or 7 cards and demonstrate making pairs from the cards in their hands. The first player begins the game by asking another player for a card that matches one in his/her hand. For instance: "Jill, do you have the letter A?" or "Do you have the apple for A?" If Jill does not have that card, she tells the player to "Go fish" from the extra cards. If she does have that card in her hand, she gives it to the player and the next child takes a turn.

The winner is the one with the most pairs or the first one out of cards. It's up to the teacher. Children just love to play and to count the number of cards they accumulate during a game.

Cherry Carl, 2008/Artwork: Lori Gardner



Cherry Carl, 2008/Artwork Lori Gardner



Cherry Carl, 2008/Artwork Lori Gardner



Cherry Carl, 2008/Artwork Lori Gardner



Cherry Carl, 2008/Artwork Lori Gardner




Cherry Carl, 2008/Artwork Lori Gardner



Cherry Carl, 2008/Artwork Lori Gardner



Cherry Carl, 2008/Artwork Lori Gardner



Cherry Carl, 2008/Artwork Lori Gardner

E

Cherry Carl, 2008/Artwork Lori Gardner



Cherry Carl, 2008/Artwork Lori Gardner

F

Cherry Carl, 2008/Artwork Lori Gardner



Cherry Carl, 2008/Artwork Lori Gardner

G

Cherry Carl, 2008/Artwork Lori Gardner




Cherry Carl, 2008/Artwork Lori Gardner

H

Cherry Carl, 2008/Artwork Lori Gardner



Cherry Carl, 2008/Artwork Lori Gardner




Cherry Carl, 2008/Artwork Lori Gardner



Cherry Carl, 2008/Artwork Lori Gardner



Cherry Carl, 2008/Artwork Lori Gardner



Cherry Carl, 2008/Artwork Lori Gardner

K


Cherry Carl, 2008/Artwork Lori Gardner



Cherry Carl, 2008/Artwork Lori Gardner

L

Cherry Carl, 2008/Artwork Lori Gardner



Cherry Carl, 2008/Artwork Lori Gardner

M

Cherry Carl, 2008/Artwork Lori Gardner




Cherry Carl, 2008/Artwork Lori Gardner

N

Cherry Carl, 2008/Artwork Lori Gardner



Cherry Carl, 2008/Artwork Lori Gardner



Cherry Carl, 2008/Artwork Lori Gardner



Cherry Carl, 2008/Artwork Lori Gardner




Cherry Carl, 2008/Artwork Lori Gardner



Cherry Carl, 2008/Artwork Lori Gardner



Cherry Carl, 2008/Artwork Lori Gardner



Cherry Carl, 2008/Artwork Lori Gardner




Cherry Carl, 2008/Artwork Lori Gardner




Cherry Carl, 2008/Artwork Lori Gardner

A large, stylized yellow letter 'S' with a textured, slightly grainy appearance, centered within a white rounded square frame with a thick green border.

Cherry Carl, 2008/Artwork Lori Gardner



Cherry Carl, 2008/Artwork Lori Gardner

A large, stylized purple letter 'T' with a textured, slightly grainy appearance, centered within a white rounded square frame with a thick green border.

Cherry Carl, 2008/Artwork Lori Gardner



Cherry Carl, 2008/Artwork Lori Gardner

U

Cherry Carl, 2008/Artwork Lori Gardner



Cherry Carl, 2008/Artwork Lori Gardner

V

Cherry Carl, 2008/Artwork Lori Gardner



Cherry Carl, 2008/Artwork Lori Gardner

W


Cherry Carl, 2008/Artwork Lori Gardner



Cherry Carl, 2008/Artwork Lori Gardner

X

Cherry Carl, 2008/Artwork Lori Gardner



Cherry Carl, 2008/Artwork Lori Gardner



Cherry Carl, 2008/Artwork Lori Gardner



Cherry Carl, 2008/Artwork Lori Gardner



Cherry Carl, 2008/Artwork Lori Gardner



Cherry Carl, 2008/Artwork Lori Gardner